

Fact Sheet:

In Case of Emergency.....

How to shelter in Place

Stay informed

- Listen to local news sources, visit www.ghs.guam.gov or call (671) 478-0208/09/10 for the latest information. Keep a radio with you at all times.

What is Shelter in Place?

- Sheltering in place is an easy way to keep people safe during an emergency situation.
- Shelter-in-place means going to a small, interior room, with no or few windows during the emergency.
- It **does not** mean sealing off your entire home or office building.

Why you may need to shelter in place?

- Shelter in place is the best way to protect people during emergency situations that might include chemical, biological, or radiological contaminants in the environment.
- Make sure all family members know where the shelter room is and what it is for.
- Keep your emergency kit and supplies in the designated room.

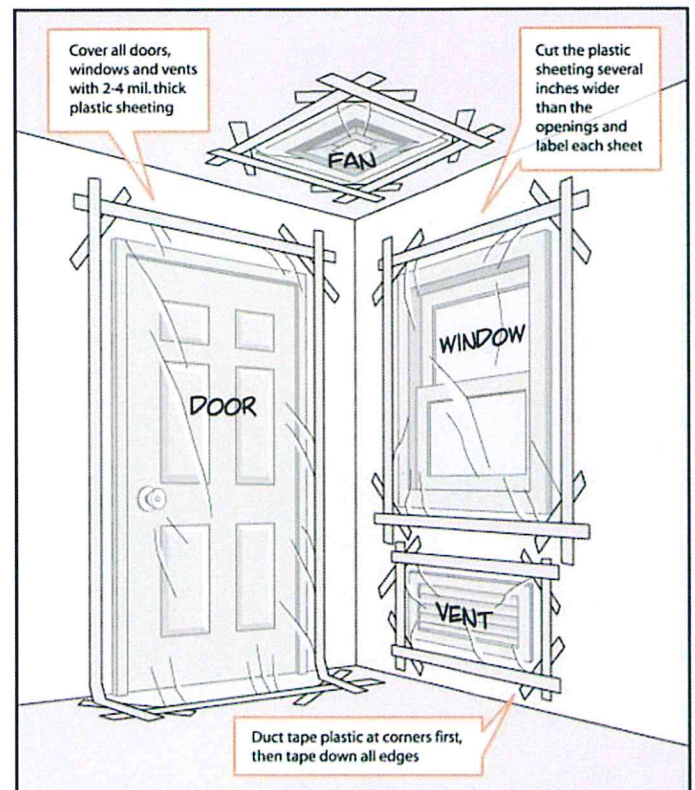
Stay where you are

If you are at home and told to shelter in place

- Close and lock all windows and doors going outside. Shut your typhoon shutters if you have time.
- If you are told there is danger of explosion, close the window shades, blinds, or curtains.
- Turn off all fans and air conditioning systems.
- Get your family kit and a working battery-powered radio.
- Go to an interior room without windows.
- Bring your pets with you. Be sure to bring additional food and water supplies for them.
- Keep a phone with you at all times, preferably a landline.
- Use duct tape and plastic sheeting (heavier than food wrap) to seal all cracks around the door and any vents into the room.
- Keep listening to your radio or TV until you are told all is safe or you are told to evacuate.'

If you are at work and told to shelter in place

- Close the business. Bring everyone inside. Shut and lock doors to the outside. Close and lock all the windows. If you are told there is danger of explosion, close the window shades, blinds, or curtains.
- If there are customers, clients, or visitors in the building, ask them to stay – not leave.






- Select a room, with the fewest windows or vents. The room(s) should have adequate space for everyone to sit in. Pick several rooms if necessary. Large storage closets, utility rooms, pantries, copy and conference rooms without exterior windows will work well. Avoid selecting a room with mechanical equipment like ventilation blowers or pipes, because this equipment may not be able to be sealed from the outdoors.
- Ask employees, customers, clients, and visitors to call their emergency contact to let them know where they are and that they are safe.
- If the business has voice mail, change the recording to indicate that the business is closed, and that staff and visitors will be in the building until authorities advise it is safe to leave.
- Have employees familiar with your building's mechanical systems turn off all fans, heating and air conditioning systems.



GUIDANCE SUMMARY FOR SHELTER IN PLACE PROCEDURES

Revised August 2017

Triggers	Immediate Action	Rationale
<p>Sirens sound Warning signal</p>	<div style="text-align: center;">  </div> <ol style="list-style-type: none"> 1. If you are <u>indoors</u>, stay indoors well away from windows. 2. If you are outdoors, seek immediate shelter in a building preferably a concrete structure such as a commercial building or parking structure. 3. If you are driving, pull safely to the side of the road and seek shelter in a nearby building or lie flat on the ground. 4. DO NOT look at the flash of light. 	<ul style="list-style-type: none"> • Surviving the immediate effects of a nuclear detonation (blast, shock, thermal radiation, initial nuclear radiation) requires sheltering in resistant structures • You only have minutes to take protective action – take immediate action without delay • There are no designated blast or fallout shelters on Guam • Light generated by the weapon will damage unprotected eyes
<p>Emergency Alert System (EAS) advisory</p>	<div style="text-align: center;">  </div> <ol style="list-style-type: none"> 1. Remain sheltered until you are told it is safe to leave or 14 days have passed, whichever comes first. 2. You may be advised that it is safe to leave your shelter for a short period of time to locate food, water and medical care. 3. Electrical, water and other utilities may be severely disrupted or unavailable. 	<ul style="list-style-type: none"> • Following the detonation, sheltering from radioactive fallout for up to 14 days is critically important • Public may need to briefly leave their shelters to locate essential supplies and equipment • Emergency Management will assess residual radiation levels and advise when sheltering can be discontinued
<p>Brilliant white light (flash) observed</p>	<div style="text-align: center;">  </div> <ol style="list-style-type: none"> 1. Listen to local AM-FM radio stations for official information. 2. Cell phone, television, radio, and internet services will be severely disrupted or may be unavailable. 3. Small portable walkie-talkies may give you communication with nearby shelters and other family members. 	<ul style="list-style-type: none"> • Local Am-FM broadcast radio is most survivable and may be useful in advising the public post-detonation • Other communication technologies may be damaged by weapons effects • Walkie-talkies may be useful in keeping people in communication with one another